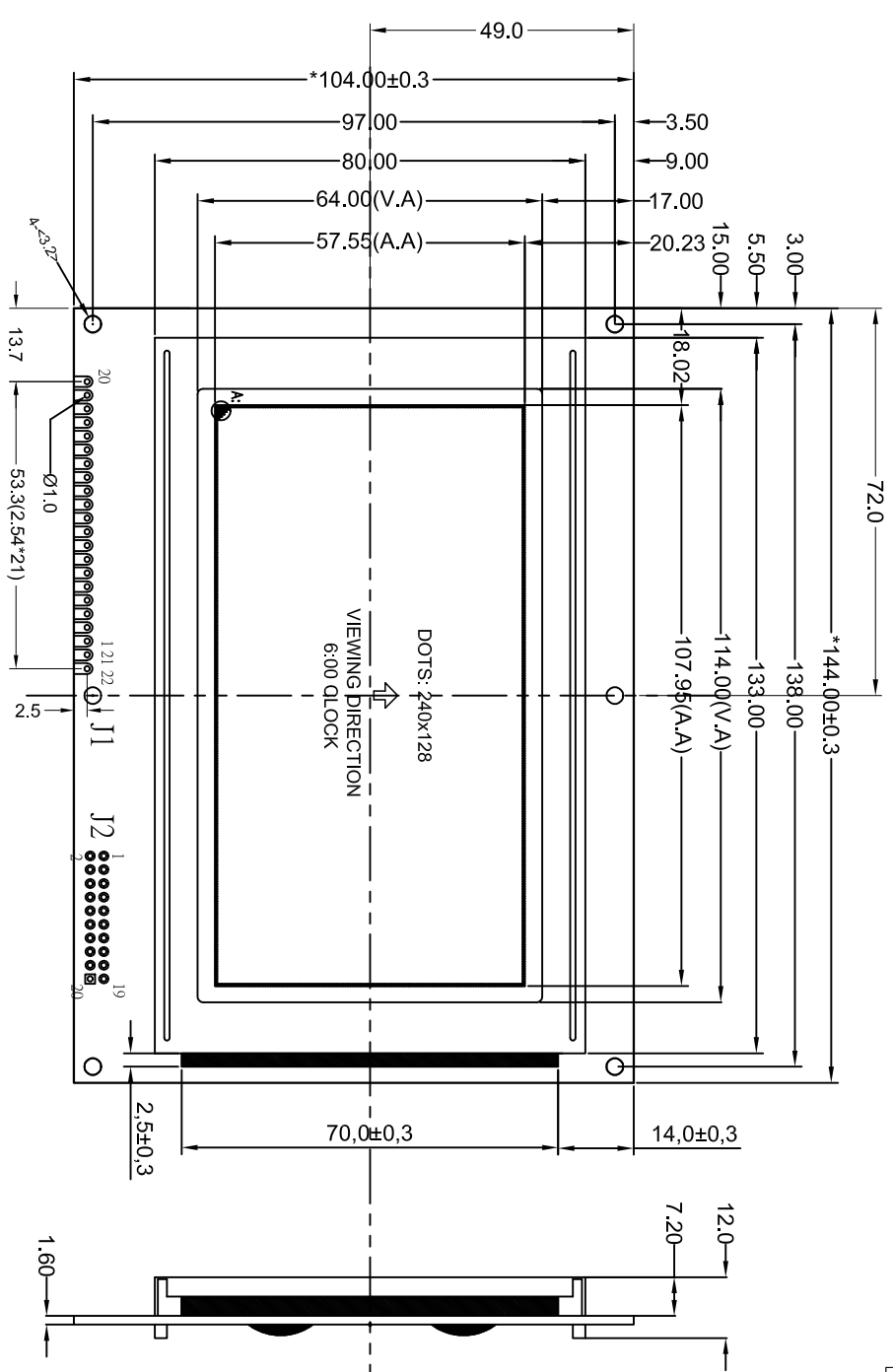
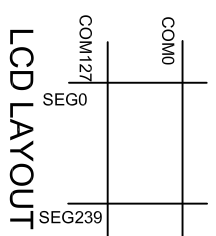
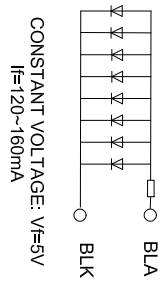
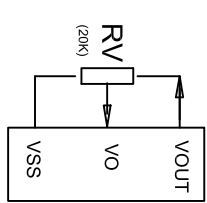


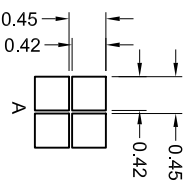
Customer approval :

CIRCUIT DIAGRAM



Specification:

- 1). Driving: Duty: 1/128, Bias: 1/12, Vout: -14.5V, V0: -12.5V, VDD: 5.0V.
- 2). Viewing direction: 6 o'clock
- 3). Display mode: STN/Blue/Negative/Transmissive
- 4). Operating temp: -20°C~+70°C
- 5). Storage temp: -30°C~+80°C
- 6). Control IC: T6963C Or UC16963
- 7). Backlight: Edge White LED: 5.0V 120MA
- 8). dimensions with mark "H" are important
- 9). All the raw materials are RoHS compliant



PIN	1	2	3	4	5	6	7	8	9	10	11
CONNECTION	VSS	VDD	VO	C/D	/RD	/WR	DB0	DB1	DB2	DB3	DB4
PIN	12	13	14	15	16	17	18	19	20	21	22
CONNECTION	DB5	DB6	DB7	/CE	/RST	VOULT	MD2	FS	NC	BLA	BLK

深圳市三元晶科技有限公司
ShenZhen TCCLCD HI-Tech Co., Ltd.



REV	REVISION RECORD	DATE	MODEL NO.	CHECKED BY	DRAWING BY	PAGE:	UNIT:
A	FIRST ISSUE	2015/11/03	模组型号	审核	绘图	未注公差	mm
B			SYB240128AV51-5C25BLN9R-B5WG	检查	Luoxian	± 0.20	
C				Liu			
D				Francis			

