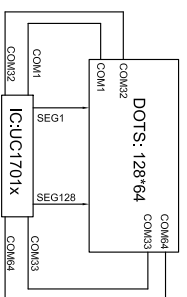
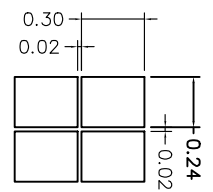
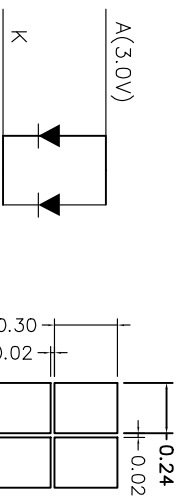


PIN	SYMBOL
1	CS0
2	RST
3	CD
4	SCK
5	SDA
6	VDD(3.3V)
7	VSS
8	VB0+
9	VB0-
10	VB1-
11	VB1+
12	VLCD



BACKLIGHT CIRCUIT
2PCS WHITE LEDS

DOTS SIDE
SCALE 20:1

LCD LAYOUT

- Specifications:
1. Display Mode: STN/Transflective/Positive.
 2. Viewing Angle: 6 0'clock.
 3. Drive Method: 1/64 Duty, 1/9 Bias, Vop=8.4V, VDD=3.3V.
 4. Top: -20°C~+70°C, Tst: -30°C~+85°C.
 5. Connector: COG+FPC.
 6. Drive IC: UC1701xGAA
 7. Backlight: 2PCS WHITE LEDS, If=30mA & Vf=3.0±0.10V
 8. With " * " Mark Dimensions Are Important Dimensions.

Customer approval :

REV	REVISION RECORD	DATE	MODEL NO.	GENERAL TOL:
A	FIRST ISSUE	2015/11/03	模组型号	±0.3
B			APPROVED BY 审核	UNIT: mm
C			CHECKED BY 检查	PAGE: OF 1
D			DRAWING BY 绘图	PROJECTION 三角法
			Liu	
			Fancis	
			Luokan	
			2015/11/03	
			2015/11/03	


深圳市三元晶科技有限公司
 Shenzhen TCCLCD HL Tech Co., Ltd.